Reversible Geared Motor

60W

Motor Overall Dimension :

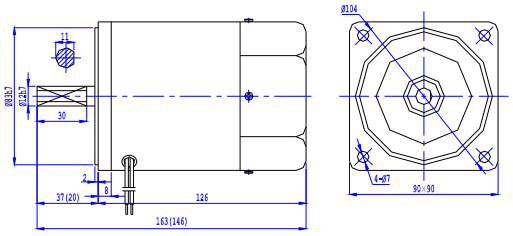

* The value in the ( ) is the value of small gear shaft motor

List of Motor Characteristics

Model of Motor & Gearbox		Output Power	Rated Voltage	Rated Freq'y	No.of Poles	Duty	Rated Load				Starting Torque		Capacitor /Voltage
							Speed	Current	Torque				
Motor Only	Motor with Gear Shaft	(W)	(V)	(Hz)	(P)	Cycle	(r/min)	(A)	(N.m)	(kgf.cm)	(N.m)	(kgf.cm)	(μF/VAC)
5RK60A-AF	5RK60GU-AF	60	1Ph 110	50	4	30Min	1350	1.10	0.44	4.40	0.45	4.50	18.0/250
5RK60A-CF	5RK50GU-CF	60	1Ph 220	50	4	30Min	1300	0.54	0.44	4.40	0.45	4.50	4.5/450

If the voltage is different, the capacitor's capacity will also be different. A suitable capacitor is required to match the applied voltage. Wrong of the motor or components is the main reason to cause problem. So before order, please specify the correct voltage & select the suitable model(s).

Overall Dimension of Gearbox

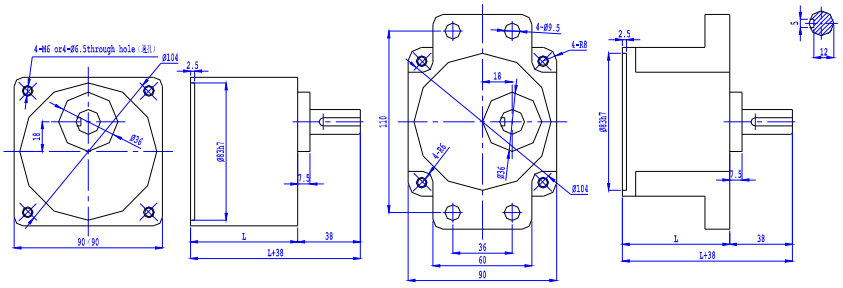

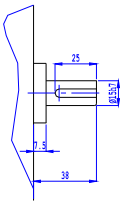

Detailed dimensions of gearbox output spindle

	Gear Ratio	Length L(mm)	G.W.(Kgs)
Gearbox	1:3 ~ 1:9	65	1.21
	1:10 ~ 1:18		1.30
	1:20 ~ 1:75		1.40
	1:90 ~ 1:200		1.45
Motor			2.35

Allowable Torque on Gearbox

Model of Gearbox: 5GU K □

Freq'y	Gear Ratio		3	3.6	5	6	7.5	9	10	12.5	15	18	20	25	30	36	40	50	60	75	90	100	120	150	180	200
50Hz	Output Speed	RPM	500	417	300	250	200	166	150	120	100	83	75	60	50	41	37	30	25	20	16	15	12	10	8	7.5
	Permitted	N.m	1.03	1.24	1.72	2.6	2.58	3.10	3.10	3.88	4.65	5.38	5.60	7.01	8.41	10.1	11.2	14.0	16.8	19.6	19.6	19.6	19.6	19.6	19.6	19.6
	Torque	kgf.cm	10.5	12.7	17.6	21.0	26.3	31.6	31.6	39.6	17.4	54.9	57.1	71.6	85.8	103	114	143	171	200	200	200	200	200	200	200
60Hz	Output Speed	RPM	600	500	360	300	240	200	180	144	120	100	90	72	60	50	45	36	30	24	20	18	15	12	10	9
	Permitted	N.m	0.9	1.08	1.50	1.80	2.23	2.70	2.70	3.38	4.05	4.88	4.88	6.10	7.33	8.79	9.76	12.2	14.6	18.3	19.6	19.6	19.6	19.6	19.6	19.6
	Torque	kgf.cm	9.18	11.0	15.3	18.4	23.0	27.6	27.6	34.5	41.3	49.5	49.5	62.2	74.7	90.0	99.8	124	149	187	200	200	200	200	200	200

Capacitor

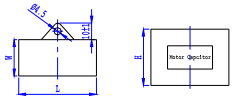

Capacity (μF) Tolerance: ±0.5%	Voltage V	L±1 mm	W±1 mm	H±1 mm	Type
4.5	450	47	22	34	With Lead Wire
18.0	250	68	32	56	
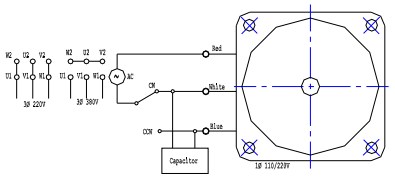
Wiring Diagram