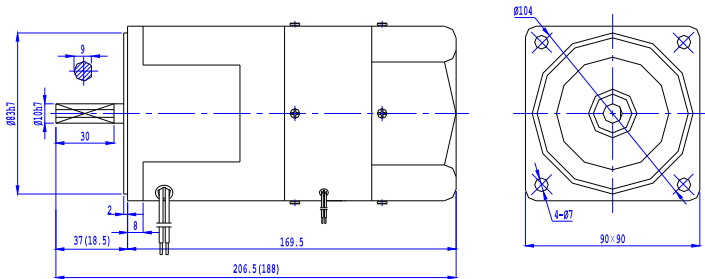


### Motor Overall Dimension :



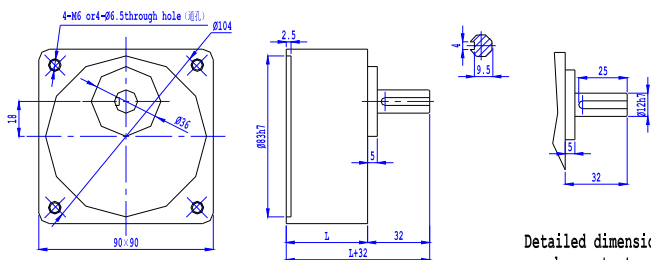
\* The value in the ( ) is the value of small gear shaft motor

### List of Motor Characteristics

Model of Motor & Gearbox		Output Power (W)	Rated Voltage (V)	Rated Freq'y (Hz)	No. of Poles (P)	Duty Cycle	Rated Load			Starting Torque		Capacitor /Voltage (µF/VAC)	
Motor Only	Motor with Gear Shaft						Speed (r/min)	Current (A)	Torque (N.m) (kgf.cm)	(N.m)	(kgf.cm)		
5RK60A-AMF	5RK60GN-AMF	60	1Ph 110	50	4	30Min	1350	1.10	0.44	4.40	0.45	4.50	18.0/250
5RK60A-CMF	5RK60GN-CMF	60	1Ph 220	50	4	30Min	1350	0.54	0.44	4.40	0.45	4.50	4.5/450
5RK60A-SMF	5RK60GN-SMF	60	3Ph 220	50	4	30Min	1350	0.49	0.46	4.55	1.70	17.0	/
5RK60A-SMF	5RK60GN-SMF	60	3Ph 380	50	4	30Min	1350	0.28	0.46	4.55	1.70	17.0	/

If the voltage is different, the capacitor's capacity will also be different. A suitable capacitor is required to match the applied voltage. Wrong of the motor or components is the main reason to cause problem. So before order, please specify the correct voltage & select the suitable model(s).

### Overall Dimension of Gearbox



Detailed dimensions of gearbox output spindle

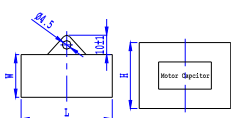
	Gear Ratio	Length L(mm)	G.W. (Kgs)
Gearbox	1:3 ~ 1:18	42	0.73
	1:20 ~ 1:36	60	1.03
	1:40 ~ 1:200		1.13
Motor			2.60

### Allowable Torque on Gearbox

Model of Gearbox: 5GN K □

Freq'y	Gear Ratio	Gear Ratio																								
		3	3.6	5	6	7.5	9	10	12.5	15	18	20	25	30	36	40	50	60	75	90	100	120	150	180	200	
50Hz	Output Speed	RPM	500	417	300	250	200	166	150	120	100	83	75	60	50	41	37	30	25	20	16	15	12	10	8	7.5
	Permitted	N.m	1.03	1.24	1.72	2.6	2.58	3.10	3.10	3.88	4.65	5.38	5.60	7.01	8.41	9.80	9.80	9.80	9.80	9.80	9.80	9.80	9.80	9.80	9.80	9.80
	Torque	kgf.cm	10.5	12.7	17.6	21.0	26.3	31.6	31.6	39.6	47.4	54.9	57.1	71.6	85.8	100	100	100	100	100	100	100	100	100	100	100
60Hz	Output Speed	RPM	600	500	360	300	240	200	180	144	120	100	90	72	60	50	45	36	30	24	20	18	15	12	10	9
	Permitted	N.m	0.9	1.08	1.50	1.80	2.23	2.70	2.70	3.38	4.05	4.88	4.88	6.10	7.33	8.97	9.80	9.80	9.80	9.80	9.80	9.80	9.80	9.80	9.80	9.80
	Torque	kgf.cm	9.18	11.0	15.3	18.4	23.0	27.6	27.6	34.5	41.3	49.5	49.5	62.2	74.7	90.0	100	100	100	100	100	100	100	100	100	100

### Capacitor



Capacity (µF) Tolerance: ±0.5%	Voltage V	L±1	W±1	H±1	Type
		mm	mm	mm	
4.5	450	47	22	34	With Lead Wire
18.0	250	68	32	56	

### Wiring Diagram

