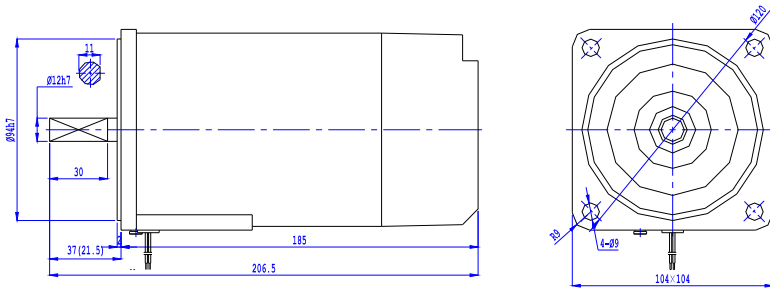


Motor Overall Dimension :



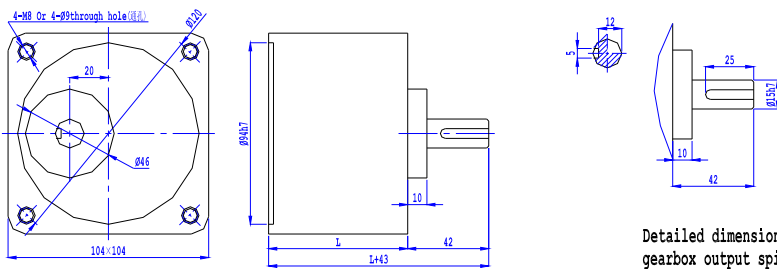
* The value in the () is the value of small gear shaft motor

List of Motor Characteristics

Model of Motor & Gearbox		Output Power (W)	Rated Voltage (V)	Rated Freq'y (Hz)	No. of Poles (P)	Duty Cycle	Rated Load			Starting Torque		Capacitor /Voltage (µF/VAC)
Motor Only	Motor with Gear Shaft						Speed (r/min)	Current (A)	Torque (N.m) (kgf.cm)	(N.m)	(kgf.cm)	
6RK140A-AM	6RK140GU-AM	140	1Ph 110	50	4	30Min	1350	2.00	0.99 9.95	0.90 9.00	30.0/250	
6RK140A-CM	6RK140GU-CM	140	1Ph 220	50	4	30Min	1350	1.13	0.99 9.95	0.90 9.00	10.0/450	
6RK140A-SM	6RK140GU-SM	140	3Ph 220	50	4	30Min	1350	0.95	0.99 9.95	3.50 35.0	/	
6RK140A-S.M	6RK140GU-S.M	140	3Ph 380	50	4	30Min	1350	0.55	0.99 9.95	3.50 35.0	/	

If the voltage is different, the capacitor's capacity will also be different. A suitable capacitor is required to match the applied voltage. Wrong of the motor or components is the main reason to cause problem. So before order, please specify the correct voltage & select the suitable model(s).

Overall Dimension of Gearbox



Gearbox	Gear Ratio	Length L(mm)	G.W. (Kgs)
	1:3 ~ 1:9		
Motor	1:10 ~ 1:18	72	2.10
	1:20 ~ 1:200	72	2.75
			5.20

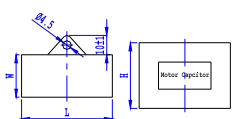
Detailed dimensions of gearbox output spindle

Allowable Torque on Gearbox

Model of Gearbox: 6GU K □

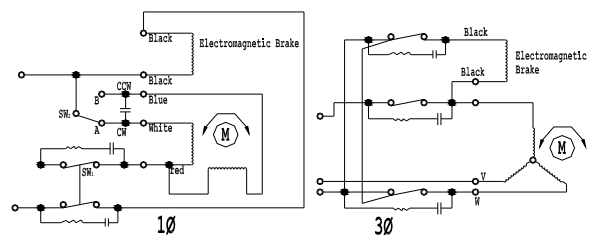
Freq'y	Gear Ratio	RPM	3	3.6	5	6	7.5	9	10	12.5	15	18	20	25	30	36	40	50	60	75	90	100	120	150	180	200
			50Hz	Output Speed	RPM	500	417	300	250	200	166	150	120	100	83	75	60	50	41	37	30	25	20	16	15	12
60Hz	Permitted Torque	N.m	2.36	2.83	2.93	4.71	5.89	7.07	7.07	8.85	10.6	12.7	12.7	16.0	19.2	23.0	25.6	32.0	38.4	39.2	39.2	39.2	39.2	39.2	39.2	39.2
	Permitted Torque	kgf.cm	24.1	25.6	40.1	48.1	60.1	72.1	72.1	90.3	108	130	130	163	196	235	261	327	297	400	400	400	400	400	400	400
	Output Speed	RPM	600	500	360	300	240	200	180	144	120	100	90	72	60	50	45	36	30	24	20	18	15	12	10	9
60Hz	Permitted Torque	N.m	2.03	2.44	3.39	4.06	5.08	6.09	6.09	7.60	9.15	11.0	11.0	13.8	16.6	19.9	22.1	27.6	33.1	39.2	39.2	39.2	39.2	39.2	39.2	39.2
	Permitted Torque	kgf.cm	20.7	24.9	34.6	41.2	51.8	62.1	62.1	77.6	93.4	112	112	141	169	203	226	282	338	400	400	400	400	400	400	400

Capacitor



Capacity (µF)	Voltage	L±1	W±1	H±1	Type
Tolerance: ±0.5%					
10.0	450	47	26	38	With Lead Wire
30.0	250	68	32	56	With Lead Wire

Wiring Diagram



Induction Motor